









# CLOSE READING OF INFORMATIONAL SOURCES

Assessment-Driven Instruction  
in Grades 3–8  
SECOND EDITION

SUNDAY CUMMINS

## QR CODES AND LINKS TO VIDEOS/INFOGRAPHICS

<p><b>Chapter 1</b> (p. 9) National Science Foundation video <i>Food and Fear</i></p>		<p><a href="https://www.facebook.com/US.NSF/videos/10154486022387900/?fallback=1">https://www.facebook.com/US.NSF/videos/10154486022387900/?fallback=1</a></p>
<p><b>Chapter 1</b> (p. 12) Figure 1.2. NASA infographic “#suitup for safety”</p>		<p><a href="https://www.nasa.gov/content/suitup-for-safety-infographic">https://www.nasa.gov/content/suitup-for-safety-infographic</a></p>
<p><b>Chapter 2</b> (p. 21) Figure 2.3. NASA infographic “What Is a Sounding Rocket?”</p>		<p><a href="https://www.jpl.nasa.gov/infographics/what-is-a-sounding-rocket">https://www.jpl.nasa.gov/infographics/what-is-a-sounding-rocket</a></p>
<p><b>Chapter 6</b> (p. 85) National Science Foundation video <i>Understanding the Ecological Role of Wolves in Yellowstone National Park</i></p>		<p><a href="https://bit.ly/2qht3D7">https://bit.ly/2qht3D7</a></p>
<p><b>Chapter 6</b> (p. 86) Earthjustice infographic “Wolves Keep Yellowstone in Balance”</p>		<p><a href="https://bit.ly/2GOhFFj">https://bit.ly/2GOhFFj</a></p>
<p><b>Chapter 7</b> (p. 111) Figure 7.3. Kids Discover infographic “Volcanoes Inside Out”</p>		<p><a href="https://online.kidsdiscover.com/infographic/volcanoes">https://online.kidsdiscover.com/infographic/volcanoes</a></p>
<p><b>Chapter 7</b> (p. 112) National Geographic video <i>Volcanoes 101</i></p>		<p><a href="https://www.youtube.com/watch?v=yDy28QtdYJY">https://www.youtube.com/watch?v=yDy28QtdYJY</a></p>
<p><b>Chapter 8</b> (p. 135) National Geographic video <i>Cobra vs. Mongoose</i></p>		<p><a href="https://www.youtube.com/watch?v=vdg9gkmWsEA">https://www.youtube.com/watch?v=vdg9gkmWsEA</a></p>


(continued)

# CLOSE READING OF INFORMATIONAL SOURCES

Assessment-Driven Instruction  
in Grades 3–8  
SECOND EDITION

SUNDAY CUMMINS

## QR CODES AND LINKS TO VIDEOS/INFOGRAPHICS *(continued)*

<b>Chapter 8</b> (p. 135) PBS Nature infographic “All About Snowy Owls”		<a href="https://to.pbs.org/2zWkTpC">https://to.pbs.org/2zWkTpC</a>
<b>Chapter 9</b> (p. 165) FreeSchool video <i>3 States of Matter for Kids</i>		<a href="https://www.youtube.com/watch?v=wclY8F-UoTE">https://www.youtube.com/watch?v=wclY8F-UoTE</a>
<b>Chapter 9</b> (p. 166) Figure 9.4. Kids Discover infographic “States of Matter”		<a href="https://online.kidsdiscover.com/infographic/states-of-matter">https://online.kidsdiscover.com/infographic/states-of-matter</a>
<b>Chapter 10</b> (p. 193) Figure 10.2. National Institutes of Health infographic “Traumatic Brain Injury”		<a href="https://www.nichd.nih.gov/newsroom/digital-media/infographics/TBIinKids">https://www.nichd.nih.gov/newsroom/digital-media/infographics/TBIinKids</a>
<b>Chapter 10</b> (p. 194) Cincinnati Children’s Hospital video <i>Injury Prevention in Youth and Teen Sports</i>		<a href="https://www.youtube.com/watch?v=jbhHWwMWlbM">https://www.youtube.com/watch?v=jbhHWwMWlbM</a>