

Student: _____		
Title: _____		
Level: _____		
	Correct words per minute	Number of errors
First reading		
Second reading		
Third reading		
Fourth reading		
Fifth reading		
Criterion: _____		

FIGURE 7.3. Example of a repeated reading log.


From *Developing Fluent Readers: Teaching Fluency as a Foundational Skill* by Melanie R. Kuhn and Lorell Levy. Copyright 2015 by The Guilford Press. Permission to photocopy this figure is granted to purchasers of this book for personal use only (see copyright page for details).

Reader's Name: _____


Listener's Name: _____

Date: _____

First reading: How well did you read?



Second reading: How well did you read?



Third reading: How well did you read?




FIGURE 8.2. Reader's Checklist for paired repeated reading.

From *Developing Fluent Readers: Teaching Fluency as a Foundational Skill* by Melanie R. Kuhn and Lorell Levy. Copyright 2015 by The Guilford Press. Permission to photocopy this figure is granted to purchasers of this book for personal use only (see copyright page for details).

Reader's Name: _____
Listener's Name: _____
Date: _____
Second reading: How did your partner improve on this reading?
____ smoother
____ knew more words
____ better expression
Other comments: _____

Third reading: How did your partner improve on this reading?
____ smoother
____ knew more words
____ better expression
Other comments: _____

FIGURE 8.3. Listener's Checklist for paired repeated reading.

From *Developing Fluent Readers: Teaching Fluency as a Foundational Skill* by Melanie R. Kuhn and Lorell Levy. Copyright 2015 by The Guilford Press. Permission to photocopy this figure is granted to purchasers of this book for personal use only (see copyright page for details).